



JCRC Flight Line

CLUB OFFICERS 2022

President

David Jones
(423) 416-9047

Vice President

Phil Swihart
(321) 514-3247

Treasurer

Anthony Hall
(423) 915-9468

Secretary

Eric (Nick) Nicodemus
(423) 946-2525

Safety Officer

Terry Bailly
(423) 282-0485

Field Marshals

Skip Weller (423) 946-3840
Anthony Blair (662) 699-9768
Craig Quillen (423) 384-4621
Keith Nelson (423) 491-2139

Newsletter Editor

Johnny Judd
(423) 426-1684

Webmaster

Craig Quillen
(423) 384-4621

Event Coordinator

Glenn Ross
(423) 282-1197

Board Members

	Term
Anthony Hall -	2017 - 2022
Vic Koenig -	2020 - 2023
Skip Weller -	2019 - 2024
Jerry Black -	2020 - 2025
Craig Quillen -	2021 - 2026
Tim Edwards -	2022 - 2027

Editor's Notes

Lots of nice flying weather to be enjoyed this month, and hopefully, lots more to come. It always seems that Summer passes by so quickly. I've found the mornings to be the best time for me; cooler with mild winds. The wind has been picking up around 10 - 10:30. I know I'm fortunate to be retired so I can pick my times. The wind usually settles down in the late afternoon to early evening for the rest of us who still have jobs to attend to.

The Lakebridge Assisted Living Fun-Fly was a nice event, thanks to the help and participation of so many of our members. There were tons of pictures, and I tried to include some of the best ones.

The annual Learn-to-Fly event will be coming up at the end of July. Phil is doing an outstanding job of coordinating the event. I'll attach a flyer for the event with the newsletter.

Coming in August, the Nolichucky Radio Control Club will host a Summer Fun-Fly at their new flying field. I'll attach a flyer for that event as well. For more information, contact Duane Tesnear @ 423-948-9576.

Menu

[Club Activities](#)

[Field Information](#)

[Member Information](#)

[Flight Instruction](#)

[On the Flight Line](#)

[Meeting Highlights](#)

[From the Workbench](#)

[Wing Tips](#)

[For Sale](#)

[Upcoming Events](#)

[Upcoming at a Glance](#)

[Sponsors](#)

Next Meeting

Tuesday, 26 July 2022, 7:00 PM at the Airfield

Club Activities –

Assisted Living Facility Fun-Fly – Our president Dave Jones arranged for us to put on a demonstration for the residents and staff of the Lakebridge facility. He thought they would enjoy seeing our models, learning how they work, and actually watch them fly.

Our Event Coordinator (Glenn Ross, II) wrote:

"On Friday the first of July, nine Club members and two of their wives spent the morning at Lakebridge, A Waters Community an assisted living facility located in Johnson City, Tennessee. Dave Bushong and his wife, Eddie Kline, Travis Hutcheson, Wayne Keith, Craig Quillen, Skip Weller, Johnny Judd and his wife, Glenn Ross and Dave Jones all put on several flights for a group of wheelchair bound and elderly residents. Even though the day was warm, the residents were excited to be able to be outside in the sunshine and be entertained by the flying. Although the space was tight, there was almost zero wind and there were plenty of flights, everything from a couple of Inductrix-Switches through Dave's B-17 and Glenn's Aero-Commander to a Timber UMX, a little Vapor, a piper and several small flyers. All of the aircraft were small and were flown relatively low in the confined space, even the small helicopter Craig had brought. But, the star attraction was Craig's big Green Heli-monster that really woke up the crowd!! JCRC can be very proud of the great support our members provided and the residents really appreciated it. It certainly does make a person feel good to do something nice for these folks."



Skip and Dave demonstrate how the models function. I think they were quite fascinated.






You can see there was quite an assortment of flying machines



. For a short video clip of Dave B's 3D skills
<https://youtube.com/shorts/IJAIRtjrOI8>



Proper body English is an essential element of good radio control technique.



I've been watching Wimbledon, so I know Glenn is trying to avoid a foot fault on his first serve. .

Here, let me throw it



Ok, but stay away from the wires...



It is always a treat to watch Craig fly his big SAB helicopter. He did not disappoint this time either. He put on an amazing show. He has been teaching me how to build and fly helicopters, so I truly understand and appreciate the extreme level of skill he has. The smooth and precise aerobatics, flown in a very confined area, was amazing. The sound of it is exciting as well. Everyone in attendance enjoyed the demonstration.

[Back to Menu](#)

Field Information -

We don't have much to report about the field this month. We are pretty caught up on our projects, at least until the weather cools off a bit in the fall.

There are a couple of rolls of chain link fence near the flight line that need to be moved. It was initially thought that we could use it to replace the worn orange plastic safety barrier, but the chain link is in poor condition (at least, for what we want to present to the public). Free to anyone would like to have it – it would serve nicely to close off a garden or a place for a pet. We need to move it before the Learn-to Fly event in July.



Dave works hard for us and does a fantastic job keeping the field grass mowed and trimmed up. Not an easy task in this summer heat.

Thanks Dave!

We talked about having a roster for taking out the trash and such, but decided we really don't need it. Frankly, I just never thought to look. So, the last time I was out flying, I looked around and picked up a bit of litter (there wasn't much), looked in the fridge so I could report to Tim if the drinks were low (they weren't), changed the trash can bag (it wasn't full, but had some stuff left from the latest Chill & Grill), and emptied the Lipo disposal pot (I keep some plastic grocery bags in my truck for that). I went by the dump on the way home and asked if we could dispose of our dead rechargeable batteries there. He said, "Sure, just leave them on the platform with the other batteries and they will box them up and send them off to wherever dead Lipos go to rest." It's our club, and it only takes a few minutes to keep it nice if we just remember to look around and see what needs our attention. It's the little things.

[Back to Menu](#)

Member Information –

Flight Instruction –

Flight training isn't just for newbies. I can't count the number of times I've heard "You should hook up with an instructor." Perhaps you are having some trouble with basic aerobatics – maybe clean up your rolls, or learn to fly in a scale-like fashion. Contact Vic or one of the instructors below to schedule training.

NAME	PHONES	EMAIL
Vic Koenig (Coordinator)	(423) 282-0572	v54koenig@gmail.com
James R Boles	(423) 956-2256	B2o1L5ES@comcast.net
David Jones	(423) 416-9047	dsjones1@charter.net
Ed McEntire	(423) 343-0176	emcentire@aol.com
Howard Weller	(423) 946-3840	louaw@comcast.net

And if you are interested in learning to fly helicopters, contact our webmaster, Craig Quillen, at webmaster@flyjrcr.com He is an amazing resource for getting started out in helis, or advancing your building and flying skills.

Flight Simulator –

Glenn constructed a really nice cabinet for it, and installed the monitor, computer, software, and controller. He mounted it over the metal table in the shelter (where we keep the fridge and tables). This should become a helpful resource for our flight instructors.

Thanks Glenn!



[Back to Menu](#)

On the Flight Line – Skip and Steve with a FliteTest Edge 540

Skip flew a FliteTest plane on New Year Day. It was the first time I'd seen one of these little planes, constructed of foam board. I was blown away by how nicely it flew and cut through the stiff wind we had that day. Of course, most of that is Skip; I think he could make a lunch box look easy to fly. So

anyway, he and son Steve were at the field with a new foam board model from this company that looks very much like an Edge 540. Skip says these models can go together in a very short time, and they are durable and nice flyers.

Check out the link for the FliteTest store:

<https://store.flitetest.com/ft-edge-540-aerobatic-wr-1016mm/>



Ed and Phil help get the bugs worked out of Luther's Apprentice. He was going to sell it, but the receiver went out. He's got it flying nicely now!



[Back to Menu](#)

Meeting Highlights–

Minutes for the 28 June 2022 JCRC Monthly Meeting.

The meeting was held at the Airfield Pavilion, following the Chill and Grill with 30 members present, no guests or new members present, though we did have one new member join prior to the meeting, Robert McFarland and his two sons, Jack and Maxwell.

Dave Jones called the meeting to order at 19:00 and announced that Nick Nicodemus, the secretary was absent, on vacation. Nick had asked Glenn Ross to take minutes in his stead and Dave was recording the meeting as well. Dave had passed out copies of the May Minutes for acceptance. Vic made a motion to accept which was seconded by Tim and passed.

Dave called on Anthony Hall, the Treasurer to render his report. We had \$213 in deposits; a combination of revenue from a membership, a couple of donations and auctioned items. Our routine expenses of mowing, electrical, porta potty and for a new fan for the shed came to \$908.40. Currently, we have a checking balance of \$6,361.84 and we have one \$5,000.00 CD still on deposit. Total club funds are \$ 11,361.84.

At this point, Terry Bailey asked if it was possible to see a list of all members, including spouses and children. It was explained that though the data was there for that, the membership list generated at the web site didn't show that as it had been decided not to put minor's names or other information out to the public or make it available by query. Dave stated that we weren't going to solve that issue here or at this point in the meeting and returned to the agenda.

There were no committee reports for the period, however Dave again thanked the electrical committee for getting power to the flight bench covers on both sides and also for installing the new fan in the work shed which has greatly reduced the heat in that structure.

Dave reminded everyone to make sure they paid for any drinks they consumed during the week at the field. Tim again stressed that his goal was to make sure there were cold drinks available on Chill and Grill nights since the drinks were part of the donation for the chow. That was his chief concern. The general consensus was *"where else are you going to get a cold drink for fifty cents"* soooooo, we need to pay for what we take; ***thus endeth the lesson.***

Dave began with old business:

- The Demonstration Flights at **Lakebridge, A Waters Community** – Turnout to put on a demonstration for the residents at the Lakebridge Assisted Living Facility in Johnson City was outstanding. We arrived early, about 09:00 and started the demonstrations as soon as the attendees were wheeled out; around 09:30. From the club we had Dave Bushong and his wife, Eddie Kline, Travis Hutcheson, Wayne Keith, Craig Quillen, Skip Weller, Johnny Judd and his wife, Glenn Ross and Dave, of course. Although the space was tight, there was almost zero wind and there were plenty of flights, everything from a couple of Indutrix-Switches through Dave's B-17 and Glenn's Aero-Commander to a Timber UMX, a little Vapor, a piper and several small flyers. The star however was Craig's big Green Heli-monster that really woke up the crowd!! Dave expressed his thanks and pride for the great support club members provided and extended the invite to others to participate when we do something like this again. The residents really appreciated it and it does make a person feel good to do something nice for these folks. Thanks to all.

- Glenn presented the club with the completed Flight Simulator Station. It has been installed in the charging shed on the wall above the long Metal topped table. It has a computer running RealFlight software and a 40" screen. He turned the cabinet lock over to the Flight Program Coordinator, Vic Koenig. Craig Quillen offered to run through/demo the simulator after the meeting. Thanks to Walter Stewart, Lance Odum, Johnny Judd, Craig Quillen and Glenn Ross for obtaining, building and donating the simulator.

- Dave then brought up the issue of Trash removal by way of an introduction story:

In the past week, he had bagged the trash one afternoon and set it on the table while he finished the mowing. Unfortunately, he forgot about the trash and the next day got a call from a member who discovered that an animal had gotten into the trash. Luckily, by the time Dave arrived to clean the mess, the member had already collected and rebagged it. So, Dave double bagged it and stored it in the work shed.

At this point, he posed the question of how are we going to deal with making sure the trash gets hauled off to the dump. There followed a discussion of trying to identify a pool of volunteers to carry the trash to either the Gray trash transfer point or the Cash Hollow trash transfer point and also when to do it.

The group agreed that the perfect time to make sure this happened would be on Chill and Grill days since that's when the most trash gets generated and the most people are available. After some discussion four or five people, including Johnny, Glenn, Tim and others volunteered to be haulers.

This then lead to the final part of the subject, which is "*we seem to have a leaving problem*". People are *leaving stuff and trash* when they depart the field. Dave reminded everyone that this is our club; a lot of members have been working hard to improve and maintain the facilities. We all need to be better at picking up after ourselves and properly disposing of trash.

Dave asked if there was any New Business:

- Anthony asked for volunteers for the budget committee to develop the 2023 Budget. Glenn, Vic, Tim and Phil volunteered. Glenn stated that inputs would be needed and Anthony informed all officers that they needed to determine what they wanted for their areas of responsibility and to send their input to him within the next two weeks. No guarantee that they will get everything they ask for but no "askee, no gettee". Dave noted that we may need an objective to start rebuilding our surplus since he felt we had fewer memberships than we did last year.
- Dave stated that he had received a call from a Ms. Gabriel Zeber from Holston Habitat who had received a donation of two piper cub plane projects (that is two kits in differing stages of completion) as well as a radio system and various other RC paraphernalia which she was selling. Dave has the necessary contact information for anyone who is interested.
- Ed raised a point that the roof on the main pavilion was looking shabby, especially when compared to the two brand new shelters and that we needed to address the fencing along the north side shelter. A discussion about painting the roof with "silverized" roofing paint began covering types of paint, how that type paint would be applied (brushing, vs. rollers, who would be willing to work on the roof, and even should we replace the roof, and probable costs for the different options and timing. After some discussion, it appeared that:
-

- painting the roof was the preferred approach
- that it should occur in the fall when it was cooler
- that we needed to determine the cost for 10 gallons of the paint and several rollers, long poles, a paint stirring paddle and several brushes
- and there was at least one offer to donate \$200 towards the effort so it could be done this year.

As to the fencing, it was noted that it could also be done this year as soon as we could get the necessary donations to cover the materials. So, Phil was asked to pull together the pricing so we could finalize both of the efforts at the next meeting.

At this point, Dave called on Vic who presented a Show and Tell on the construction techniques he is using to reduce weight in building wings for his latest competition bird. These included how he cut the foam cores for his wings, sanded and prepared the foam for gluing, introduced honeycombing the core and reduced glue usage.

After Vic finished, Dave asked for a motion to adjourn which was made by Keith, seconded by Tim, passed and at 19:20 the meeting was adjourned.



Shane Peters won this fine looking plane for \$5.00, can you believe it? My very first RC trainer (that I was brave enough to fly) was a Durobat. Similar construction – coroplast and an aluminum frame. Indestructible!


There were several engines free for the taking. – Thanks Dave!

[Back to Menu](#)

From the Workbench—

Vic's Honeycomb Wing Construction Process—


Got a lot of questions on my cutter, here's a close-up of the loop that quickly detaches to move on to the next cutting position. The hook is visible on this shot. Really simple, also visible is my shortcut slot to get to the next in line



Here's a close-up of the hot wire quick disconnect on my foam cutter. The support arm is flexible and springs back up when you hook the loop



Here is the hot-wire cutter by itself.




Share some pictures -
What's on your bench?

[Back to Menu](#)

Wing Tips—

Control Rod & Linkage Sizing –

I put together a nice SpaceWalker ARF kit from Phoenix Models this past winter. It was a really nice ARF; one that had been stored in my shed for several years while life took a left turn away from modeling. During construction, I discovered that several small items were missing, and since the kit was out of production, I had to improvise. I had some 2/56 clevises that would work just fine. And indeed, they screwed right on and worked like a dream – until they didn't... Did you know that kits now come with 2mm or smaller rods? And did you know that 2/56 is just a wee bit larger diameter and coarser thread than 2mm? I didn't. If I had used plastic links, I probably could have gotten away with it. The metal links screwed onto the rod, and seemed fine... Until recovering the aircraft from the tall grass just short of the runway, and checking it out, where we saw that one elevator link had come completely off and the other side and rudder links were very loose.



I've been admiring the hardware setups of the experienced modelers in our group. Many use ball links, so I thought I'd give them a try. I don't know why I didn't think of it before? It's what I use on my helicopters... The little ball link tool came in a heli kit. It really simplifies installation.

[Back to Menu](#)

For Sale– Slow Poke –

Duraflly Slow Poke from Hobby King. I've had this plane a few years, but only just put it together over the winter. It is still in production and replacement parts are available (not that you would need them). I built a Balsa version of this plane many years ago and it was a nice gentle flyer. I've had this one out to the field twice, and it is not "slow and gentle". I've not crashed it, but have not been successful in getting the balance and throws just right. I really like the looks of this plane, and if I had the room, I'd keep it. Includes Motor, ESC, and DSM2/DSMX Receiver.

\$125.00



Let me know if you have something to sell.
Drop me an email at: newsletter@flyjcrc.com

[Back to Menu](#)


Upcoming Events- 2022

This year's Learn-To-Fly event will occur at the JCRC airfield, 120 Lancaster Road, Kingsport, TN, on July 30, 0900 - 1400. The purpose of the Learn-To-Fly event is to introduce the local communities to the Radio Control hobby and to grow the club membership. Please invite family members, friends, church groups, scouts, etc., to help this event and club membership grow.

The success of the Learn-To-Fly event will rely heavily on the volunteers. Contact Phil at vicepresident@flyjcrc.com

We still need an event manager for the Halloween Fun-Fly. Volunteer at the next meeting, or send an email to events@flyjcrc.com.

JCRC 2022 Event Schedule

Event	Date	Event Manager	Location	Status
	<i>Club Sponsored</i>			
First Fly	1 Jan 2022	Skip Weller	Air Field	Completed
Indoor First Fly - Open to the Public	12 Feb 2022, Noon till 4 PM	Tim Edwards	KPT Auditorium	Completed
Indoor Second Fly - Open to the Public	12 Mar 2022, Noon till 4 PM	Tim Edwards	KPT Auditorium	Completed
Spring Fun Fly and Swap Meet - Open to the Public	14 May 2022, 9 AM till 4 PM	Johnny Judd	Air Field	Completed
Learn To Fly with JCRC - Open to the Public	30 July 2022, 9 AM till 2 PM	Phil Swihart	Air Field	
National Model Aviation Day and Club Pic Nic – Members and invited Guests Only Event	13 August 2022, 9 AM till 4 PM	Anthony Hall	Air Field	
 Night Flight, It's All Right!!	27 September, 2022, 8:00 PM till 11:00 PM	Skip Weller	Air Field	
Halloween Fun Fly - Open to the Public	29 October 2022, 10 AM till 4 PM		Air Field	
	<i>Non Club Event, Club Hosted</i>			
Third Annual East Tennessee SPA Competition – Public Spectators Welcome	September 10 & 11, 9 AM till 4 PM, Saturday & 9 AM till 1 PM, Sunday	Jerry Black & Vic Koenig	Airfield	

[Back to Menu](#)

Upcoming Activities at a Glance-

Learn To Fly with JCRC

**30 July 2022, 9 AM till 2 PM
At the Airfield**

National Model Aviation Day and Club Picnic

**13 August 2022, 9 AM till 4 PM
At the Airfield**

SPA Competition

**10-11 September 2022,
9 AM till 4 PM Sat &
9AM till 1PM Sun
At the Airfield**

Night Flight, It's All Right!!

**27 September, 2022,
8:00 PM till 11:00 PM
At the Airfield**

Halloween Fun Fly


**29 October 2022, 10 AM till 4PM
At the Airfield**

[Back to Menu](#)

Sponsors-

Hobby Town USA

Located at 3515 Bristol Highway in Johnson City, Hobby Town offers a full range of hobby needs, from model rail roading, to automotive modeling and aviation modeling. A strong sponsor of JCRC, they offer JCRC club members a 10% discount. Phone: (423) 610-1010.



[Back to Menu](#)